

3 Gun Rescue II

RULES: Tactical R&S

COURSE DESIGNER: Andrew Miller

START POSITION: P1 with empty pistol in holster, empty rifle at P4, empty shotgun on table, all ammo on person (in rifle and pistol mags or bandolier) or gun(sidesaddle).

SCENARIO: Your spouse and two children have been abducted. The kidnapers have them outside your home and are threatening their lives. Go save them.

PROCEDURE: Load SG and shoot 2 steel plates while advancing to P2. Take out 4 poppers from right cover, then 2 slugs to S1. Advance, loading and shooting 2 steel plates, to P3. Take out 4 poppers from left cover, then 2 slugs to S2. Place shotgun on ground safety on pointing towards left berm. Advance to P4, load rifle. Engage R1-R5 with 2 to body, then 1 to head after. Empty rifle at T1-T4 with 3 (2 body, 1 head) shots each, transitioning to pistol first at steel activator, then finishing T1-T4 with the 3 shots each(total). You may advance from behind cover after transitioning to pistol.

SCORING: Vickers

ROUND COUNT:

TARGETS:

DISTANCE: 5-75 yds


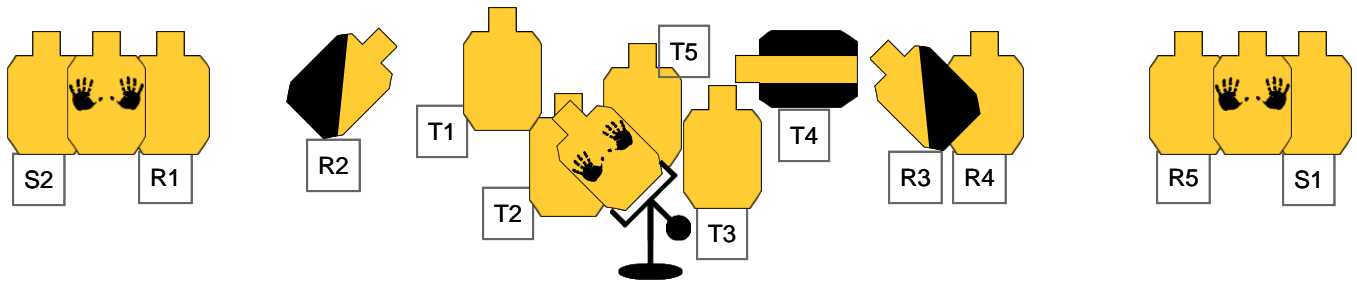
SCORED HITS: 47 rnds clean

START/STOP:

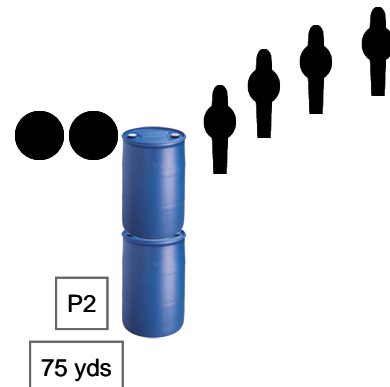
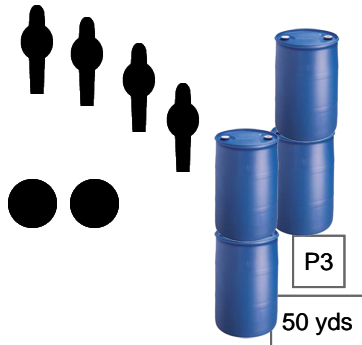
PENALTIES: -1,-3,-5 / 1 point = 1 second,

CONCEALMENT: No

NOTES: (2) 10 round rifle mags, 10(+1) rounds in pistol mags.



P4
25 yds



P1